

THE PRODUCT CATALOG

SPECIAL



TOMATO

— SPRING 2014 —



**NEW**  
**PRODUCT**



Hi-Low MPS



BERGERON  
HEALTH CARE

# Our Products



## Hi-Low Seating

Hi-Low MPS	2	***
Customize your Size	3	***

## Multi-Positioning Seat Systems

MPS	6	***
MPS Accessories	8	***
MPS Car Seat	10	**

## Soft-Touch® Sitters

Sitter with Stationary Base	11	**
Sitter with Mobile Base	11	**
Floor Sitter	11	**
Sitter Only	12	*

## Simple Seating Solutions

Height Right™ Chair	14	*
Height Right™ Accessories	15	**
Liners	16	*
Booster Seats	17	*
Portable Potty Seat	18	*

## Soft-Touch® Therapy Products

Therapy Wedges	19	**
Therapy Rolls	19	**

## Push Chairs

EIO	20	**
Jogger	22	**
Measurement Help	24	
Brand Story	25	

## Positioning Support Levels

- \* For children with **minimal** positioning needs:  
Child can sit on the floor independently, may have mild physical delays, displays good head and trunk control.
- \*\* For children with **minimal to mild** positioning needs:  
Child has some limited sitting balance, displays some independent control of head and trunk, has minimal restrictions of hip and knee range of motion, presents no significant issues with muscle tone (low or high).
- \*\*\* For children with **mild to moderate** positioning needs:  
Child requires support for sitting, muscle tone effects independent positioning (low or high), displays some control of head and trunk with support, child benefits from tilted position.

# Special Tomato®



## Soft-Touch® Material

The Soft-Touch® material outer skin prevents the products from peeling or tearing and also prevents liquids from penetrating the core. It is cool and smooth reducing the possibility of children's skin sticking to the seating surface. The soft-to-the-touch inner core is a specially formulated foam that allows for children to sit comfortably for longer periods of time.



## Safety Concern

With over 35 years of manufacturing pediatric seating and positioning systems, our products are safe and easy to use while providing a latex-free contact surface. The contoured designs of our products provide a large surface area for distributing pressure which reduces the risk of skin shear and breakdown. Many of our products are crash-tested for auto and FAA approved for airline use.



## Design and Function

Hand-crafted in upstate New York, the Special Tomato® products are designed with the needs of the user and care provider in mind. The superior Soft-Touch® materials are very durable and easy to clean. Our unique bent wooden bases deliver support and strength while the Soft-Touch® material allows our designers to subtly integrate the positioning contours needed for a proper seating system. We stand behind the quality of our products by offering up to a 5 year warranty on all of our products.



## Sales and Support

Special Tomato® products are distributed directly by Bergeron Health Care through rehab equipment distributors, schools and health care facilities around the world. Direct field support for samples and in-service information is available across the USA, Canada and across Europe. Please visit our website at [www.specialtomato.com](http://www.specialtomato.com) to find a distributor or representative near you.



# Hi-Low (MPS) Seating System

Height Adjustable Seating with Built-in Growth

**NEW...** More Seat Cushion Choices, including Early Intervention Sizes!

- Affordable Customized Seating
- Tilt-in-Space with Child in Seat
- Floor to Table Adjustment
- Contoured Cushion Support
- Tool Free Adjustments
- Ergo Harness Design
- Soft-Touch® Material


5 year warranty

See page 5 for warranty details



Optional Angle Adjustable Tray Shown

Easy lock 3" swivel casters.



-30° to 10° range of tilt-in-space.



30° Hip-Flex adjustment.



Optional adjustable tray.



Floor to table height.



# Customize Your Size

Choose One of Each

## Headrests

MHS (Standard)



7.5"W x 6.5"H

MHL (w/ Laterals)



7"W x 6"H

## Back Cushions

MS2



8"W x 8.5"H

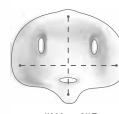
MS4



9"W x 11"H

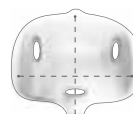
## Seat Cushions

MS1



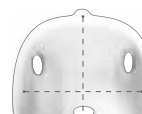
7"W x 6"D

MS3



9"W x 8"D

MS5



10"W x 10"D

MS7



10"W x 12"D

## Colorful Contoured Comfort


Special Tomato cushions are contoured to be clinically functional for proper positioning while offering a modern look and design. Our unique cushion technology is made from a latex free material that is peel and tear resistant and impermeable to fluids.

The outer covering is cool and smooth reducing the possibility of children's skin sticking to the seating surface. The soft-to-the-touch inner core is specially formulated foam that allows children to sit comfortably for extended periods of time. The MPS Seating System features Hip-Flex® adjustment that provides a 30 degree range of pelvic tilt.

Vibrant color choices and many cushion sizes ranging from **Early Intervention** to **Pre-teen** allows you to grow the MPS Hi-Low with your child...making it their own for years to come!



# Hi-Low Features



- 1 Ergonomic Push Handle**  
Comfortable Grip for all Heights

- 4 Tool Free** Height Adjustment of All Cushions

- 7 Hi-Low Feature**  
Promotes Peer Interaction at Floor Level all the way up to Tabletop Activities

- 2 Wood Accents**  
Added Structure with a Modern Design

- 5 Footrest Angle, Depth & Height Adjustment**  
Allows for Optimal Positioning

**Tilt-in-Space Adjustment**  
Tilt with Child in Seat

- 3 Tilt-in-Space**  
-30° to 10° range of Tilt Adjustment with Child in Seat

- 6 Swivel Locking Casters**  
All 4 Easy Lock 3" Swivel Casters for Safety & Control

**Hi-Low Adjustment**  
Raise & Lower with Child in Seat

	Seat Cushions				Back Cushions		
MPS Hi-Low Specifications	MS1	MS3	MS5	MS7	MS2	MS4	ML2
Target User Age	9 mos - 3 yrs	2 - 5 yrs	4 - 8 yrs	5 - 9 yrs	9 mos - 3 yrs	2 - 9 yrs	6 - 9 yrs
Target User Height	28"-37"	32"-43"	40"-50"	43"-52"	28"-37"	32"-52"	45"-58"
Maximum User Weight	80 lbs.	80 lbs.	80 lbs.	80 lbs.	80 lbs.	80 lbs.	150 lbs.
Seat Tilt Angle Forward	10°	10°	10°	10°	10°	10°	11°
Seat Tilt Angle Back	-30°	-30°	-30°	-30°	-30°	-30°	-30°
Seat to Footrest	6" - 16"	6" - 16"	6" - 16"	6" - 16"			
Width	7"	9"	10"	10"	8"	9"	10"
Depth	6"	8"	10"	12"			
Height					8.5"	11"	11"
Hip Flex Angle	-15° to +15°	-15° to +15°	-15° to +15°	-15° to +15°			
Top of Back Cushion					11" - 16"	15" - 20"	15" - 20"
Top of Head Cushion	18" - 23"	21" - 26"	21" - 26"	21" - 26"	18" - 23"	21" - 26"	24" - 28"
Floor to Seat Height	14" - 28.5"						
Overall Tray Dimensions	24"W × 17"D						



**Optional Small MPS Tray**  
79060155 Chocolate  
Sold Separately



**MHS Headrest (Standard)**



**MHL Headrest (w/ Laterals)**

### MPS Hi-Low Seating System

79300105 Chocolate, Small

Includes Seat Shell with Footrest, 5-point Harness, Hi-Low Base with Casters (Must Choose Custom Seating Cushions Separately)



Headrest Cushions							
Size	Cherry	Lilac	Lime	Aqua	Chocolate	Latte	Pumpkin
MHS (Standard)	79100051	79100052	79100053	79100054	79100055	79100056	79100057
MHL (w/ Laterals)	79110051	79110052	79110053	79110054	79110055	79110056	79110057

Back Cushions							
Size	Cherry	Lilac	Lime	Aqua	Chocolate	Latte	Pumpkin
MS2 – 8"W × 8.5"H	79120551	79120552	79120553	79120554	79120555	79120556	79120557
MS4 – 9"W × 11"H	79120151	79120152	79120153	79120154	79120155	79120156	79120157

Seat Cushions							
Size	Cherry	Lilac	Lime	Aqua	Chocolate	Latte	Pumpkin
MS1 – 7"W × 6"D	79050551	79050552	79050553	79050554	79050555	79050556	79050557
MS3 – 9"W × 8"D	79050151	79050152	79050153	79050154	79050155	79050156	79050157
MS5 – 10"W × 10"D	79050251	79050252	79050253	79050254	79050255	79050256	79050257
MS7 – 10"W × 12"D	79050651	79050652	79050653	79050654	79050655	79050656	79050657

\* Warranty: 5-Year Manufacturer's Warranty on cushions, and seat shell; 2-Year Manufacturer's Warranty on Hi-Low base, and strapping

# Multi-Positioning Seat (MPS) 5 year warranty

## Versatile Seating with Built-in Growth

**NEW** Early Intervention Seat & Back cushions for children as early as 9 months!

- Adjustable 5-point harness
- Hip-Flex® Seat Cushion
- Height adjustable Trunk & Head Cushions



### Mobile Floor Kit

Shown in Lime/Chocolate.

10° to 25° range of tilt-in space.


Tray storage on back.

Four swivel casters with rear locks.



### Adjustable Tray

Depth adjustable. 60° tilt adjustment. Tray easily attaches to back of Mobile Floor Base for storage.



**Hip-Flex®** adjustment provides a range of positions between 15° of hip flexion and 15° of hip extension.

## Use the Special Tomato® MPS system everywhere!



At home, secures to most chairs by using attachment straps



At school, secure the Special Tomato® in a classroom chair, or use it with the Mobile Base as your all-in-one classroom chair



In cars, use the crash-tested seat with LATCH & Tether system



In an airplane, both sizes approved by FAA for air travel for seats purchased after April 1, 2006



On the school bus, transport the Special Tomato® in Push Chair (79200000, see next page)





# Customize Your Size



## Headrests

MHS and MHL headrests fit (MS) and (ML) shells.

MHS (Standard)



7.5\"W × 6.5\"H

MHL (w/ Laterals)



7\"W × 6\"H

## Back Cushions

MS2, MS4 back cushions fit (MS) shell. ML2, ML4 back cushions fit (ML) shell.

MS2



8\"W × 8.5\"H

MS4



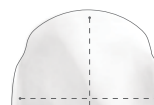
9\"W × 11\"H

ML2



10\"W × 11\"H

ML4

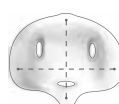


11\"W × 13\"H

## Seat Cushions

MS seat cushions fit (MS) shell. ML seat cushions fit (ML) shell.

MS1



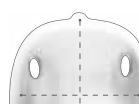
7\"W × 6\"D

MS3



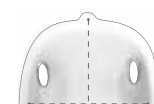
9\"W × 8\"D

MS5



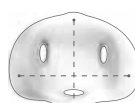
10\"W × 10\"D

MS7



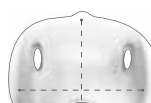
10\"W × 12\"D

ML1



11\"W × 11\"D

ML3



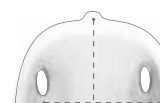
12\"W × 13\"D

ML5



13\"W × 15\"D

ML7



13\"W × 17\"D

# MPS Applications



**MPS Seat only**  
Shown in Aqua/Chocolate.



**Mobile Floor Base**  
Shown in Lime/Chocolate.



**MPS on Push Chair**  
Shown in Lilac/Chocolate.



**MPS Carseat** (see pg. 10)  
Shown in Chocolate/Chocolate.

# MPS Accessories



**1 Mobile Floor Base**

79070100 Small  
79070300 Large

**4 Optional Cushions**

MS5 shown in Aqua.  
Four sizes of Seat Cushions and two  
Back Cushions for even more growth!  
See next page.

**2 Headrest with Laterals**

MHL shown in Lilac.  
See next page

**3 Standard Headrest**

MHS shown in Latte.  
See next page.

**5 MPS Tray**

79060155 Chocolate, Small  
79060355 Chocolate, Large  
Depth adjustable. 60° tilt adjustment.  
Tray easily attaches to back of Mobile  
Floor Base for storage.

## Push Chair Accessories:

**6 Sun Shade**

79210000  
Provides protection from the sun and a  
convenient window for monitoring.

**7 Tire Upgrade Available**

79230000  
7.5" Solid Front and 12.5" Rear  
Pneumatic Knobby Tires Upgrade.  
Set of 4.

**8 MPS Push Chair Base**

79200000  
Umbrella style folding stroller for easy transport.  
Folds down to 7"W × 7"D × 48"L. Supports  
150 lbs. and weighs only 20 lbs. 30° fixed seat  
tilt. Designed for use with standard tie-down  
systems for bus or van transport and meets  
ANSI/RESNA WC19 regulations.

**Wheeled Travel Bag** 79220000

	Small MPS Seat Cushions				Large MPS Seat Cushions			
MPS Seat Specifications	MS1	MS3	MS5	MS7	ML1	ML3	ML5	ML7
Target User Age	9 mos - 3 yrs	2 - 5 yrs	4 - 8 yrs	5 - 9 yrs	6 - 9 yrs	8 - 11 yrs	10 - 14 yrs	12 - Adult
Target User Height	28" - 37"	32" - 43"	40" - 50"	43" - 52"	45" - 58"	48" - 60"	48" - 62"	58" - Adult
Maximum User Wt.	80 lbs.				150 lbs.			
Seat Width	7"	9"	10"	10"	11"	12"	13"	13"
Seat Depth	6"	8"	10"	12"	11"	13"	15"	17"
Seat to Footrest	6" - 16"	6" - 16"	6" - 16"	6" - 16"	8" - 18"	8" - 18"	8" - 18"	8" - 18"
Top of Back Cushion	11" - 16"	15" - 20"	15" - 20"	15" - 20"	15" - 20"	19" - 22"	19" - 22"	19" - 22"
Top of Head Cushion	18" - 23"	21" - 26"	21" - 26"	21" - 26"	24" - 28"	26" - 30"	26" - 30"	26" - 30"
Hip Flex Angle	-15° to +15°	-15° to +15°	-15° to +15°	-15° to +15°	-15° to +15°	-15° to +15°	-15° to +15°	-15° to +15°
Floor to Seat Ht.	15"	15"	15"	15"	18"	18"	18"	18"

	Small MPS Back Cushions		Large MPS Back Cushions	
MPS Back Specifications	MS2	MS4	ML2	ML4
Target User Age	9 mos - 3 yrs	2 - 9 yrs	6 - 9 yrs	8 - Adult
Target User Height	28" - 37"	32" - 52"	45" - 58"	48" - Adult
Maximum User Wt.	80 lbs.		150 lbs.	
Width	8"	9"	10"	11"
Height	8.5"	11"	11"	13"
Top of Back Cushion	11" - 16"	15" - 20"	15" - 20"	19" - 22"
Top of Head Cushion	18" - 23"	21" - 26"	24" - 28"	26" - 30"

	Small (MS)	Large (ML)
MPS Seat SHELL with Footrest (add cushions)	79030105	79030305
MPS Seat SHELL with Footrest and Mobile Floor Base (add cushions)	79010105	79010305
MPS Seat SHELL with Footrest and Push Chair Base (add cushions)	79020105	79020305

Product	Small Overall Dimensions	Large Overall Dimensions	Small Weight	Large Weight
Tray	24"W × 17"D × 2"H		8 lbs.	
MPS Seat Only	15"W × 19"D × 42"H	19"W × 23"D × 47"H	21 lbs.	26 lbs.
MPS Floor Kit	19"W × 37"D × 37"H	22"W × 41"D × 42"H	39 lbs.	44 lbs.
MPS Push Chair Kit	25"W × 38"D × 42"H	25"W × 42"D × 47"H	68 lbs.	77 lbs.

Seat Cushions	Cherry	Lilac	Lime	Aqua	Chocolate	Latte	Pumpkin
MS1*	79050551	79050552	79050553	79050554	79050555	79050556	79050557
MS3	79050151	79050152	79050153	79050154	79050155	79050156	79050157
MS5	79050251	79050252	79050253	79050254	79050255	79050256	79050257
MS7	79050651	79050652	79050653	79050654	79050655	79050656	79050657
ML1	79050751	79050752	79050753	79050754	79050755	79050756	79050757
ML3	79050351	79050352	79050353	79050354	79050355	79050356	79050357
ML5	79050451	79050452	79050453	79050454	79050455	79050456	79050457
ML7	79050851	79050852	79050853	79050854	79050855	79050856	79050857

Back Cushions	Cherry	Lilac	Lime	Aqua	Chocolate	Latte	Pumpkin
MS2	79120551	79120552	79120553	79120554	79120555	79120556	79120557
MS4	79120151	79120152	79120153	79120154	79120155	79120156	79120157
ML2**	79120751	79120752	79120753	79120754	79120755	79120756	79120757
ML4	79120351	79120352	79120353	79120354	79120355	79120356	79120357

Headrests	Cherry	Lilac	Lime	Aqua	Chocolate	Latte	Pumpkin
MHS (Standard)	79100051	79100052	79100053	79100054	79100055	79100056	79100057
MHL (w/Laterals)	79110051	79110052	79110053	79110054	79110055	79110056	79110057



\* These seat, back, and headrest cushions (except for MS1) also apply to the MPS Carseat (page 10).  
 \*\* ML2 designed to fit both the Small and Large system, providing added wider Back Cushion option for Small size systems.

# Carseat (MPS) 5 year warranty

- FMVSS213 compliant
- LATCH System
- FAA approved for aircraft travel for seats purchased after April 1, 2006

Shown in Pumpkin with Standard Headrest



## Choose Your Shell Size


Customize Your Cushion Size (see pg. 7)



**Small Shell (MS)** 79040105      **Large Shell (ML)** 79040305



Shown with Headrest with Laterals in Lilac.



Hip-Flex® adjustment provides a range of positions between 15° of hip flexion and 15° of hip extension.

Approved for:



## Customize Your Cushion Color (see chart on page 9)







# Soft-Touch® Sitters

Supportive, Stylish Seating

## Base Styles

Three styles to fit your needs



Sitter with Stationary Base



Sitter with Mobile Base



Floor Sitter Kit for Sizes 1,2,3

## Features



Sleek modern design provides up to 25° of tilt



Attachment straps for securing to a standard chair



Adjustable 5-point harness



Contoured head and lateral support, shown as top view



Built-in abductor



Optional Headrest

## Sitter Only

5 sizes to fit any child



Size 1

Size 2

Size 3

Size 4

Size 5

## Applications

Sitters can be used in a variety of ways



Attach to a chair



Jogger for Sizes 1,2 (page 22)



EIO Push Chair for Sizes 1,2 (page 20)

Sitter Specifications	Size 1	Size 2	Size 3	Size 4	Size 5
Target Weight	20 - 30 lbs.	30 - 60 lbs.	40 - 80 lbs.	50 - 110 lbs.	90 - 200 lbs.
Target Height	30" - 35"	35" - 48"	40" - 56"	50" - 65"	54" - 74"
Target Age	1 - 2 years	2 - 6 years	6 - 9 years	9 - 14 years	13 years - Adult
Inside Seat Depth	7"	9.5"	11.5"	13.5"	16"
Inside Seat Width	8"	10"	12"	14"	16"
Seat Back Height	21"	26"	29"	35"	39"
Floor to Seat Ht. UPRIGHT on Stationary Base	10"	10"	9.75"	11.5"	12.5"
Floor to Seat Ht. TILTED on Stationary Base	10.5"	10.5"	10.5"	13"	14.25"
Floor to Seat Ht. UPRIGHT on Mobile Base	12.5"	13.25"	13"	14.75"	16"
Floor to Seat Ht. TILTED on Mobile Base	12.75"	13.75"	13.75"	16"	17.75"
Floor to Seat Ht. UPRIGHT on Floor Base	5"	5.5"	5.5"	N/A	N/A
Floor to Seat Ht. TILTED on Floor Base	4.5"	4.5"	5"	N/A	N/A
Overall Seat Depth	12"	14"	16"	19"	21"
Overall Seat Width	12"	14"	16"	18"	20"
Overall Seat Height	25"	29"	34"	40"	44"
Weight of Seat	6 lbs.	10 lbs.	13 lbs.	15 lbs.	19 lbs.

Base Specifications	Floor Base	Stationary (Small)	Stationary (Large)	Mobile Base (Small)	Mobile Base (Large)
Use with Sitter Sizes	1, 2, 3	1, 2, 3	4, 5	1, 2, 3	4, 5
Overall Width	19"	17.5"	19.25"	17.5"	19.25"
Overall Depth	22.5"	30"	35"	30"	35"
Overall Height	12.5"	16"	23"	19.5"	26.5"
Weight of Base	14 lbs.	12 lbs.	15 lbs.	14 lbs.	17 lbs.
Degree of Tilt	25°	25°	25°	25°	25°

Soft-Touch® Sitters (w/ Gray Harness)	Aqua	Chocolate
Size 1 Sitter Only	77010104	77010105
Size 2 Sitter Only	77010204	77010205
Size 3 Sitter Only	77010304	77010305
Size 4 Sitter Only	77010404	77010405
Size 5 Sitter Only	77010504	77010505
Size 1 Sitter on Stationary Base	77110104	77110105
Size 2 Sitter on Stationary Base	77110204	77110205
Size 3 Sitter on Stationary Base	77110304	77110305
Size 4 Sitter on Stationary Base	77110404	77110405
Size 5 Sitter on Stationary Base	77110504	77110505
Size 1 Sitter on Mobile Base	77210104	77210105
Size 2 Sitter on Mobile Base	77210204	77210205
Size 3 Sitter on Mobile Base	77210304	77210305
Size 4 Sitter on Mobile Base	77210404	77210405
Size 5 Sitter on Mobile Base	77210504	77210505
Size 1 Floor Sitter	78010104	78010105
Size 2 Floor Sitter	78010204	78010205
Size 3 Floor Sitter	78010304	78010305

Optional Items	Part #
Optional Floor Sitter Wedge (fits sizes 1-3 sitter)	78000105
Optional Small Stationary Base (fits sizes 1-3 sitter)	77100100
Optional Small Mobile Base (fits sizes 1-3 sitter)	77200100
Optional Headrest	77020000
Optional Large Stationary Base (fits sizes 4-5 sitter)	77100200
Optional Large Mobile Base (fits sizes 4-5 sitter)	77200200

# Height Right™ Chair 5 year warranty

Simple Support that Grows

- Designed to grow with your child from 6 months up to 250lbs, with depth and height adjustable seat plate and foot plate
- **NEW** Early Pelvic Positioner offers contoured support starting from 6 months



3-Point Pelvic Belt Included.



Optional Soft-Touch® Seat and Back Cushions can be used for additional comfort.

Shown with Early Pelvic Positioner in Cherry and Wooden Tray with cover



Height Right™ Chair - 61000000	
Seat Plate	16.5"W × 9.25"D
Seat Plate Height Range (from floor)	16.5" - 24"
Foot Plate	11.5"W × 16.5"D
Foot Plate Height Range (from floor)	4" - 15"
Tray	19"W × 8"D
Tray Height to Floor	26"
Weight Capacity	250lbs.
Overall	17"W × 21"D × 33"H

Early Pelvic Positioner Specifications	
Lateral Thigh Support Height	3.5"
Seat Width	11"
Seat Depth	9.5"

**Warning:** The Special Tomato Height Right™ Chair is as stable as a typical kitchen chair or baby highchair. However, if your child self-stimulates using vestibular movements (i.e. - rocking back and forth), this product might not be the best choice to meet your child's needs.



# Accessories



- 1 Soft-Touch® Seat Cushion**  
 61040001 Cherry  
 61040002 Lilac  
 61040005 Chocolate

- 4 Wooden Tray with Cover**  
 61010000

**Additional Tray Cover**  
 61020000

- 2 Soft-Touch® Back Cushion**  
 61050001 Cherry  
 61050002 Lilac  
 61050005 Chocolate

- 5 Optional Footcups**  
 61060005 Chocolate, Pair

- 3 Early Pelvic Positioner**  
 61070001 Cherry  
 61070002 Lilac  
 61070005 Chocolate

- 6 Grab Rail**  
 61030000

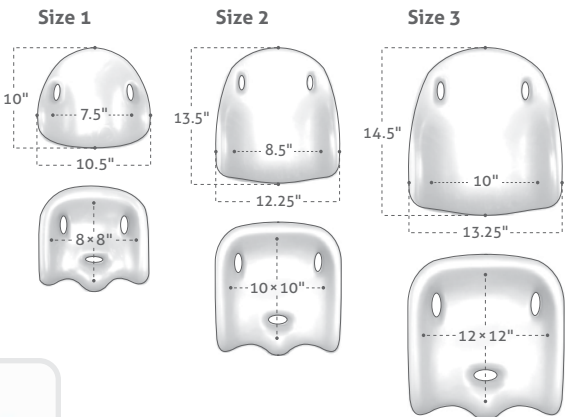


**Warning:** The Early Pelvic Positioner is ALWAYS required when using the Tray or Grab Rail for children UNDER the age of 3.

# Soft-Touch® Liners

5 year warranty

Upgrade Your Strollers with Portable Positioning



Use in the EIO or Jogger.



Lightweight and portable.



Item	Cherry	Lilac	Chocolate	Inner Dimensions	Overall Dimensions
Size 1 Seat Cushion	72040101	72040102	72040105	8"W x 8"D x 3.5"H	10.5"D x 11"W
Size 2 Seat Cushion	72040201	72040202	72040205	10"W x 10"D x 4"H	13"D x 12"W
Size 3 Seat Cushion	72040301	72040302	72040305	12"W x 12"D x 4.5"H	15"D x 14"W
Size 1 Back Cushion*	72050101	72050102	72050105	7.5"W x 10"H	10"H x 10.5"W
Size 2 Back Cushion*	72050201	72050202	72050205	8.5"W x 13.5"H	13.5"H x 12.25"W
Size 3 Back Cushion*	72050301	72050302	72050305	10"W x 14.5"H	14.5"H x 13.25"W

\*Depth of Back Cushions are 1" at the narrowest point and 4" at the widest point

**Please Note:**  
Only Liner Sizes 1 and 2 can be inserted into the EIO Push Chair and Tomato Jogger.



# Soft-Touch® Booster Seats

Rise to Independence

- 3-Point Safety Belt
- Provides height and pelvic stability
- Sacral and lateral thigh support



Choice of three colors.



Lightweight and portable.



Soft-Touch® Booster Seat Specifications	
Lift of Seat off Chair	3.5"
Seat Width	10"
Seat Depth	9.5"
Seat Back Height	4.5"
Overall Height of Seat Cushion	7.75"
Overall Dimensions	13.5"W × 13.5"D

Color Choices		
Cherry	Lilac	Chocolate
73000001	73000002	73000005

#### Please Note:

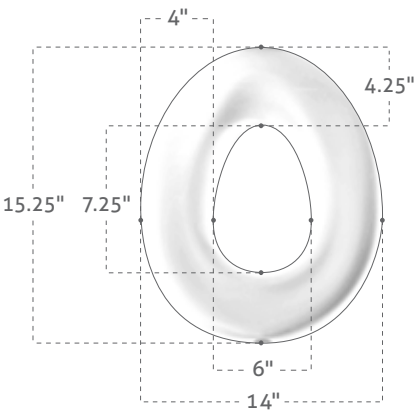
The Special Tomato™ Soft-Touch® Booster has not been crash-tested and cannot be used as a car seat booster.

# Portable Potty Seat

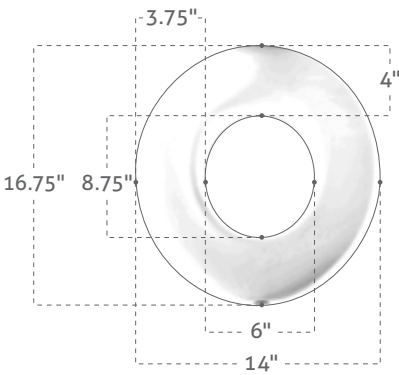
5 year warranty

Convenient Comfort

Elongated Potty Seat



Round Potty Seat



Soft, comfortable support.



Plastic lined carry bag included.

					
Item	Cherry	Lilac	Lime	Aqua	Chocolate
Round Seat Cushion	74010001	74010002	74010003	74010004	74010005
Elongated Seat Cushion	74020001	74020002	74020003	74020004	74020005







# Soft-Touch® Therapy Rolls & Wedges

Comfortable Therapeutic Support



Soft-Touch Rolls		
Diameter/ Length	Aqua	Chocolate
3" x 8"	75000104	75000105
4" x 24"	75000204	75000205
6" x 24"	75000304	75000305
8" x 24"	75000404	75000405
8" x 36"	75000504	75000505
10" x 36"	75000604	75000605
12" x 36"	75000704	75000705
12" x 48"	75000804	75000805
14" x 48"	75000904	75000905
16" x 48"	75001004	75001005

Soft-Touch Wedges			
Elevation/ Width/Length	Incline	Aqua	Chocolate
4" x 20" x 22"	10°	76000104	76000105
6" x 20" x 22"	16°	76000204	76000205
8" x 20" x 22"	20°	76000304	76000305
6" x 24" x 28"	12°	76000404	76000405
8" x 24" x 28"	16°	76000504	76000505
10" x 20" x 22"	26°	76000604	76000605
10" x 24" x 28"	20°	76000704	76000705
12" x 24" x 28"	24°	76000804	76000805

## Rolls

- Great for postural therapy, balance, flexion and extension and neurodevelopment
- Solid Core provides firm platform (except 75000104, 75000205, 75000204 & 75000205)
- Stand-On-End™ Design for security and stability when not in use

## Wedges

- Ideal for adaptive positioning, balance, and muscle tone control
- Also recommended for dynamic movement patterns and fine and gross motor activities
- Stand-On-End™ Design for security and stability when not in use
- Integrated Soft-Touch® handle for easy carrying



# EIO Push Chair

2 year warranty

## Affordable Chair & Positioning

- Designed for children from early intervention to pre-adolescent ages
- Easy to fold and transport
- Lightweight aluminum frame
- Calf panel & seat back lay your child flat
- Standard features: see next page

Special Tomato® EIO Push Chair - 63000000	
Stroller Only Seat to Foot Well	13"
Liners Size 1 & 2 Seat to Foot Well	15"
Sitter Size 1 Seat to Foot Well	16"
Sitter Size 2 Seat to Foot Well	17"
Open Chair Dimensions	45"H × 24"W × 46"D
Folded Chair Dimensions	16"H × 18"W × 32"D
Handle Height to Floor	30" - 43"
Seat	14"W × 12"D
Back Height	24"
Max. User Weight	90 lbs.
Stroller Weight	22 lbs.





- 1 Size 1 and 2 Soft-Touch® Liners (page 12) attach to the stroller, with color choice of Chocolate, Lilac or Cherry (optional)
- 2 Size 1 and 2 Soft-Touch® Sitters (page 12) attach to the stroller, with color choice of Chocolate or Aqua (optional)
- 3 5-Point Comfort Wrap harness with chest strap and shoulder pads & removable and adjustable trunk and hip lateral support
- 4 Shopping Basket
- 5 Angle adjustable seat back (25° to 75°) and foot well (+15° to -55°)
- 6 Easy-push, large, airless swivel wheels with lock-out feature
- 7 Adjustable hand push, padded headrest and removable sun canopy with window and large pocket
- 8 Rain Cover (optional)  
63030000

# Jogger

2 year  
warranty

## Supportive Style On-the-Go

- Designed for parents and families who want to take long strolls through the city or through rough trails
- Easy to fold and transport
- Lightweight aluminum frame
- Standard features: see next page

Special Tomato® Jogger - 62000000	
Stroller Only Seat to Foot Well	14"
Liners Size 1 & 2 Seat to Foot Well	16"
Sitter Size 1 Seat to Foot Well	17"
Sitter Size 2 Seat to Foot Well	18"
Open Chair Dimensions	43"H × 26"W × 42"D
Folded Chair Dimensions	16"H × 33"W × 21"D
Handle Height to Floor	35" - 43"
Seat	14"W × 12"D
Back Height	25"
Recline Range	100° - 140°
Max. User Weight	110 lbs.
Stroller Weight	27 lbs.







1 Size 1 and 2 Soft-Touch® Liners (page 12) attach to the stroller, with color choice of Chocolate, Lilac or Cherry (optional)

4 Front 12" pneumatic swivel wheel with lock-out and quick-release 12" rear pneumatic wheels

7 Medical Necessities Bag (optional)  
62010000

2 Size 1 and 2 Soft-Touch® Sitters (page 6) attach to the stroller, with color choice of Chocolate or Aqua (optional)

5 One-step, compact folding design (Canopy folds with Jogger)

8 Head Support (optional)  
62020000

3 Padded upholstery with reclining back support, functional rear suspension and foot well with side guard

6 Removable canopy with window and height adjustable handle

9 Rain Cover (optional)  
63030000

# Size Help

**GOOD FIT SIZING SERVICE™** is FREE!

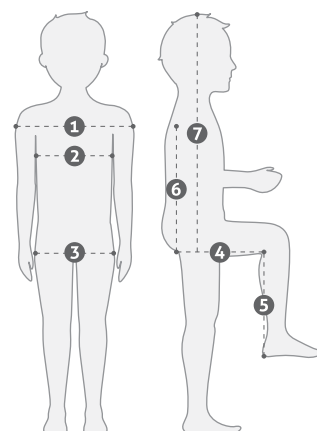
Available at [www.specialtomato.com/sizehelp.html](http://www.specialtomato.com/sizehelp.html)

- Provide measurements and the product(s) you are interested in and we'll let you know if it will work!



## Children's Measurements

- 1 Shoulder Width
- 2 Trunk Width
- 3 Hip Width
- 4 Thigh Depth
- 5 Foot to Knee
- 6 Buttocks to Shoulder
- 7 Buttocks to Head



## Brand Story



### THE STORY BEHIND THE BRAND

**M**y dad and mom had four children. The first three were healthy and regular people. Then I came along; a baby with a difference—Down syndrome.

One day it was bothering me that I was having a hard time doing my school work. My dad shared a story about his tomato garden. Once, at harvest time, a differently shaped tomato got his attention. It had a large, bright red bump that made my dad want to pick it up and study it because it was so unique and looked appetizing. At dinner, that tomato was just as juicy as the others.

Even though I'm different—like the tomato—as a person with Down syndrome, my lovable and outgoing personality and strong character make me just as special as everyone else. I guess I am the special "tomato" in our family's garden!

Carrie Bergeron



CONTACT INFO



## Order Information

Call toll-free: (866) 529-8407

Fax: (866) 901-8707

Order Forms available at: [www.specialtomato.com/orderforms.html](http://www.specialtomato.com/orderforms.html)



15 South Second Street, Dolgeville, NY 13329 Phone: (315) 429-8407 CTST06-14LIT

Special Tomato® trademarks are the property of Bergeron Health Care ©2014, All rights reserved.